


Raja Mansingh Tomar

Music & Arts University,

Gwalior, Madhya Pradesh




B.F.A. Animation

Scheme / Practical / Syllabus

2021 - 2022

B.F.A. Ist Year - FINE ARTS (Applied / Animation / Painting / Sculpture) - SCHEME

| Paper | Time (In Hours) | Size | Ext. Marks | Midterm/CCE | Total |
|---------------------------|--------------------|------------|---------------|-------------|------------|
| THEORY (SUBJECT) | | | | | |
| 1. History of Art | 03 | -- | 75 | 25 | 100 |
| 2. Fundamental of Art | 03 | -- | 75 | 25 | 100 |
| PRACTICAL | | | | | |
| 1. Drawing | 03 | ¼ Imperial | 75 | 25 | 100 |
| 2. Painting / Composition | 06 | ¼ Imperial | 75 | 25 | 100 |
| 3. Applied Art | 06 | ¼ Imperial | 75 | 25 | 100 |
| 4. Sculpture | 06 | 8"X10" | 75 | 25 | 100 |
| TOTAL | | | | | 600 |



Dr. S. K. Mathew
H.O.D Applied Arts &
Animation
RMT University, Gwl



Dr. Gauri Shankar Chauhan
Assistant Professor Fine Arts &
Music Department
DDU Gorakhpur University,
Gorakhpur



Dr. Sonali Jain
Principal
Rahini College of Art &
Design, Mhow, Indore

B.F.A. Ist Year (FINE ARTS) - PRACTICAL

1. DRAWING

Man Made Object and Subject related to nature (Animal, Birds, and Vehicle Etc.)

2. PAINTING / COMPOSITION

Painting - Still Life & Nature Study
Composition - Animal, Birds, and Human Figure, Antique study in pencil

3. APPLIED ARTS

Roman Alphabets - Serif, San-serif (English), Gothic Style of lettering.
Devnagri Letters - Hindi and Script Writing.


04. SCULPTURE

Decorative and Geometrical design (Relief), Human body parts (Nose, Eye and Ears)
Simple Composition with the use of human Figures and other forms (Nature, Animals, Birds)

NOTE

1. Make 05 Sheets / Work each on each subject Topic.
2. Use Poster & Water Color in Drawing & Painting Subject.
3. Use Pencil & Pencil Color in Composition Subject.
4. Use Clay & P.O.P in Sculpture Subject.

- Work done in the class during the college / University hours shall be accepted for submission.
- Student shall have to submit one sessionals of each subject to the university / college.



Dr. S. K. Mathew
H.O.D Applied Arts &
Animation
RMT University, Gwl



Dr. Gauri Shankar Chauhan
Assistant Professor Fine Arts &
Music Department
DDU Gorakhpur University,
Gorakhpur



Dr. Sonali Jain
Principal
Rahini College of Art &
Design, Mhow, Indore

B.F.A. Ist Year (FINE ARTS) – THEORY (History of Art – Paper - I)

UNIT – I

Prehistoric Cave Paintings – Bhim Betika, Mirzapur, Raigarh, Pachmari, Hoshangabad, Velari, Singhampur.

Ancient Period – Jogimara, Bagh (Technique, Subject Matter and Paintings)

Ancient Period – Ajanta (Techniques of Ajanta Murals, Subject matter, Paintings in vihars and their characteristics)

UNIT – II

Ancient Period – Ellora, Badami (Techniques, subject matter and important paintings)

Ancient Period – Sittanyasal, Sigeria (Techniques, Subject matter and Important Paintings).

Aprabhansha (Jain, Pal, Gujrat, Paschmi, Malva)

UNIT – III

Development of miniature Paintings (Techniques), Pahari and Rajasthani

Rajasthani Period – Mewar, Kota, Bundi, Kishan garh, Jaipur, Shekhavati, Bikaner, Aamair.

UNIT – IV

Early Mughal Period – Babar, Humayun (Style, Techniques, Subject Matter and Characteristics).


Mughal Period – Ashoka, Janhagir, Shahjanha, Aurangjeb (Style, Techniques, Subject matter, Characteristics and Artists).

UNIT – V

Pahari Style – Basholi, Kangda, Chamba, Jammu, Guller, kullu.

Bundelkhand – Datiya, Orchha and Maratha (Subject matter, Characteristics, Techniques)

Wall Paintings and Miniature Paintings.



Dr. S. K. Mathew
H.O.D Applied Arts &
Animation
RMT University, Gwl



Dr. Gauri Shankar Chauhan
Assistant Professor Fine Arts &
Music Department
DDU Gorakhpur University,
Gorakhpur



Dr. Sonali Jain
Principal
Rahini College of Art &
Design, Mhow, Indore

B.F.A. Ist Year (FINE ARTS) – THEORY (Fundamental of Art – Paper - II)

UNIT – I

What is art, Definition of Art, Importance and aim,
06 Limbs of Paintings.

UNIT – II

Elements of Art (Line, Form, Colors, Tone, Texture and Space).
Bifurcation of Art

UNIT – III


Theory of Composition (Unity, Harmony, Balance, Dominance, Rhythm, Proposition).
Creative Process (Observation, Perception, Imagination, Expression)

UNIT – IV

Perspective
Definition of Sculpture, Main Characteristics of Ancient Indian Sculpture

UNIT – V

Drawing and Rendering (2D and 3D Rendering)
Source of Indian Art with special reference to – Vishnu Dharamuttar, Puran's, Chitrasutram
chapter



Dr. S. K. Mathew
H.O.D Applied Arts &
Animation
RMT University, Gwl




Dr. Gauri Shankar Chauhan
Assistant Professor Fine Arts &
Music Department
DDU Gorakhpur University,
Gorakhpur



Dr. Sonali Jain
Principal
Rahini College of Art &
Design, Mhow, Indore

B.F.A. IInd Year (Animation) - SCHEME

| Paper | Time (In Hours) | Size | Ext. Marks | Midterm/CCE | Total |
|--|--------------------|---------------|---------------|-------------|------------|
| THEORY (SUBJECT) | | | | | |
| 1. History of Art | 03 | -- | 75 | 25 | 100 |
| 2. History of Animation | 03 | -- | 75 | 25 | 100 |
| PRACTICAL | | | | | |
| 1. FIGURE ANALYSIS, LIFE DRAWING & DYNAMIC ANATOMY. | 18 | Full Imperial | 75 | 25 | 100 |
| 2. PRINCIPLES OF ANIMATION, ACTION ANALYSIS | 18 | Full Imperial | 75 | 25 | 100 |
| 3. STORY DEVELOPMENT & DIMENSIONAL DRAWING, ANIMATION & LAYOUT | 18 | Full Imperial | 75 | 25 | 100 |
| 4. INTRODUCTION TO DIGITAL TOOL | 12 | | 75 | 25 | 100 |
| TOTAL | | | | | 600 |



Dr. S. K. Mathew
H.O.D Applied Arts &
Animation
RMT University, Gwl



Dr. Gauri Shankar Chauhan
Assistant Professor Fine Arts &
Music Department
DDU Gorakhpur University,
Gorakhpur



Dr. Sonali Jain
Principal
Rahini College of Art &
Design, Mhow, Indore

B.F.A. IInd Year (Animation) - Practical

1. FIGURE ANALYSIS, LIFE DRAWING & DYNAMIC ANATOMY

Human Anatomy: Anatomy of different age groups (Babies, Kids, Teens, Young Adults, and Aged). Basic Proportions, Basic understanding of the skeletal and muscle system, Human forms in perspective. Male and female anatomy. Body Structure .Proportion and construction of body parts (Torso, Face, Eyes, Nose, Ears, Mouth, Hand, Feet etc.) Motion analysis, Study of poses. Anatomy of animals, birds, reptiles. Body structure: Basic forms, Proportion, and construction of body parts: head, legs, tails. Use of perspectives while drawing animals, birds, reptiles, and Insects. Understanding motion and grace.

2. PRINCIPLES OF ANIMATION, ACTION ANALYSIS

Twelve Principles of Animation (Timing, Ease In and Out (or Slow In and Out), Arcs, Anticipation, Exaggeration, Squash and Stretch, Secondary Action, Follow Through and Overlapping Action, Straight Ahead Action and Pose-To-Pose Action, Staging, Appeal, Personality) .

Arcs of motion, hook-up, & in-between, wave principal, S & C curve, follow through, & overlap Action. Posing and Gesture, blocking performance through thumbnails. Rough in-between, key frames. Character design & Character rotation. Turn around character developed both human & animal. Hook-up, In-between, Wave principal, S and C, Posing and Gesture curve

Mannequin for animation using basic shapes, Principles of the anthomorphic walking character, Extension and Application of Animation concepts, Create mouth shapes that synchronize with supplied dialogue.

Anthomorphic Walking Character , Walk Cycle, Head Turn and Lip Sync, Flour Sack Assignment, Animate flour sack, Output using line test camera.


3. STORY DEVELOPMENT & DIMENSIONAL DRAWING, ANIMATION & LAYOUT

Analysis in Visual Storytelling, Fundamental Elements of Story, Storyboards - Layout Analysis, Color Analysis, Lighting Analysis. Principles of Composition, Perspective, Camera - Position /Angles, Types of Layout, Level separation (Foreground, middle ground, background).

4. INTRODUCTION TO DIGITAL TOOL

Introduction to hardware and software - Digital asset management and directory structure, Pros and Cons of Digital Animation, Digital vs. Analogue, Screen resolution: NTSC, Wide-screen, PAL

ADOBE PHOTOSHOP - Introduction to Photoshop, Using Layers, Using the scanner, Raster vs. Vector graphics, RGB vs. CMYK, Output formats and file compression, Additional tools and workflows, Using Alpha Channels and Layer Masks



Dr. S. K. Mathew
H.O.D Applied Arts &
Animation
RMT University, Gwl



Dr. Gauri Shankar Chauhan
Assistant Professor Fine Arts &
Music Department
DDU Gorakhpur University,
Gorakhpur



Dr. Sonali Jain
Principal
Rahini College of Art &
Design, Mhow, Indore

FLIPBOOK - Shooting, Timing, Scrubbing, Light Bulb feature, Cycle, Exporting, Coloring, Exporting Frames

TOONBOOM STORYBOARD PRO - Introduction to Storyboard Pro, Introduction to Animate Pro, Paperless traditional animation, Additional tools and work-flows, Working with textures, pegs and interpolation, Multi-plane backgrounds, Camera moves.


ADOBE FLASH – Make a sequence using flash.

ADOBE PREMIERE - Introduction to Premiere Pro, Scene editing and transitions, Working with sound

SUGGESTED READING

1. Animation from Pencils to Pixels: Classical Techniques for the Digital Animator by Tony White
2. Adobe Flash Professional CS5 Bible by Todd Perkins
3. Animate to Harmony: The Independent Animator's Guide to Toon Boom by Adam Philips
4. Color by Betty Edwards
5. Animation Survival Kit by Richard Williams
6. Carton Animation by Preston Blair
7. Timing for Animation by Harold Whitaker
8. An Atlas of Animal Anatomy for Artists by W.Ellenberger
9. Animal Anatomy for Artists: The Element of Form by Goldfinger
10. Adobe Photoshop CS6 Bible by Lina Danae Dayley
11. Animate to Harmony: The Independent Animator's Guide to Toon Boom by Adam Phillips
12. The Animation Book: A Complete Guide to Animated Filmmaking--From Flipbooks to Sound Cartoons to 3- D Animation by Kit Laybourne
13. Perspective Drawing Handbook by Joseph D Amelio
14. Film Directing: Visualizing from Concept to Screen (Michael Weiese Production) by Steven Katz
15. Five C's of Cinematography Motion Picture Filming Techniques by Joseph V. Mascelli
16. An Atlas of Anatomy for Artists by Fritz Schider, Anatomy & Drawing by Victor Perad.

- **Work done in the class during the college / University hours shall be accepted for submission.**
- **Student shall have to submit one sessionals of each subject to the university / college.**



Dr. S. K. Mathew
H.O.D Applied Arts &
Animation
RMT University, Gwl



Dr. Gauri Shankar Chauhan
Assistant Professor Fine Arts &
Music Department
DDU Gorakhpur University,
Gorakhpur



Dr. Sonali Jain
Principal
Rahini College of Art &
Design, Mhow, Indore

B.F.A. IInd Year (Animation) – Syllabus – History of Animation – Paper – II

UNIT - I

Pre-Cinema Visual Entertainment-puppets, magic lantern, comics, "The Persistence of Vision," flipbooks, the thaumatrope, the phenakistoscope, the zoetrope, Emile Reynaud and his Praxinoscope, the significance of the shutter to motion pictures. The Mechanics of Motion Pictures and the First Films, Legendary Women in Animation, Early Stop Motion Animation.

UNIT – II

Walt Disney's Beginnings - The Silent Era, MGM, Warner Brothers, Dream Works. The History of Indian Animation, Brief History of Russian Animation and Japanese Animation. Recent International Animation: Major Figures & Films – Ratatouille, Ice Age, Shrek, Up, Wall-E, Chicken Run, One Punch Man, Dragon Ball Super, Toy Story, How to Train Your Dragon, Shingeki noKyojin, Inside Out, The Polar Express, Chota Bheem, The Take of Princess Kaguya

UNIT – III

Twelve Principles of Animation (Timing, Ease In and Out (or Slow In and Out), Arcs, Anticipation, Exaggeration, Squash and Stretch, Secondary Action, Follow Through and Overlapping Action, Straight Ahead Action and Pose-To-Pose Action, Staging, Appeal, Personality) . Arcs of motion, hook-up and in-between, wave principal, S and C curve, follow through and overlap Action.


Proportion, Balance, Weight and Silhouette, What is Arc of movement? Its uses. Its importance in animation. Basic Principals of Animation in relation with walk cycle - Timing, staging, arc of motion, mass, and weight, center of mass, path of action, squash, and stretch

UNIT – IV

Different types animation - Rough in-between, key frames, (pose to pose) and straight-ahead animation, Principles of the anthomorphic walking character. Character Types and their responses to aging. Types of Animation – Types of Animation, cell/paper animation, digital Animation, 3d Animation, puppet Animation, Clay Animation etc. Intro and Workflow Theory. Differences between Paperless Animation and Traditional Animation.

UNIT – V

Computer graphics; Definition of Computer graphics, Introduction to Raster & Vector Graphics, 3D computer graphics, Pixel, Resolution, Render, Anti-aliasing. Color Theory & Modes; Color Models (Additive Primary Colors & Subtractive Primary Colors), Color Modes; RGB, CMYK, Grey Scale, Indexed Color, etc., Primary color, Secondary & Tertiary Color, warm & cool color. Term definition: Hue, Saturation, tint, Brightness, Tone, Shade, Chrome.



Dr. S. K. Mathew
H.O.D Applied Arts &
Animation
RMT University, Gwl



Dr. Gauri Shankar Chauhan
Assistant Professor Fine Arts &
Music Department
DDU Gorakhpur University,
Gorakhpur



Dr. Sonali Jain
Principal
Rahini College of Art &
Design, Mhow, Indore

SUGGESTED READING

1. Understanding Animation by Paul Wells. 2. Cartoon Capers: The History of Canadian Animators by Karen Mazulewich, Bendazzi. 3. Cartoons: One Hundred Years of Cinema Animation by G Bendazzi. 4. Carton Animation by Preston Blair. 5. Timing for Animation by Harold Whitaker. 6. The Animators Survival Kit by Richard Williams. 7. Principles of Color by Faber Birren



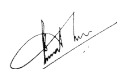
Dr. S. K. Mathew
H.O.D Applied Arts &
Animation
RMT University, Gwl

Dr. Gauri Shankar Chauhan
Assistant Professor Fine Arts &
Music Department
DDU Gorakhpur University,
Gorakhpur

Dr. Sonali Jain
Principal
Rahini College of Art &
Design, Mhow, Indore

B.F.A. IIIrd Year (Animation) - SCHEME

| Paper | Time (In Hours) | Size | Ext. Marks | Midterm/CCE | Total |
|---|--------------------|---------------------------|---------------|-------------|------------|
| THEORY (SUBJECT) | | | | | |
| 1. History of Art | 03 | -- | 75 | 25 | 100 |
| 2. Acting for Animation | 03 | -- | 75 | 25 | 100 |
| PRACTICAL | | | | | |
| 1. FIGURE ANALYSIS – MORPHING, CHARACTER DESIGN | 18 | $\frac{1}{2}$ Imperial | 75 | 25 | 100 |
| 2. VISUAL DEVELOPMENT, SEQUENTIAL NARRATIVE & DIGITAL LAYOUT PAINTING | 18 | $\frac{1}{2}$ Imperial | 75 | 25 | 100 |
| 3. 2D APPLICATIONS | 18 | | 75 | 25 | 100 |
| 4. 3D MODELING & RIGGING, ANIMATION & LEICA REEL | 12 | | 75 | 25 | 100 |
| TOTAL | | | | | 600 |



Dr. S. K. Mathew
H.O.D Applied Arts &
Animation
RMT University, Gwl



Dr. Gauri Shankar Chauhan
Assistant Professor Fine Arts &
Music Department
DDU Gorakhpur University,
Gorakhpur



Dr. Sonali Jain
Principal
Rahini College of Art &
Design, Mhow, Indore

B.F.A. IIIrd Year (Animation) - Practical

1. FIGURE ANALYSIS – MORPHING, CHARACTER DESIGN

Morphing object, shapes, and alphabets. Lip synch principles, Lip Synchronization – Use Exposure sheet, Caricature, Animating clothing, Character designing, Features of a character, Types/Kinds of characters, Designing props and assets of character, Creating turnarounds/Character model sheets, Blueprints, Character size comparison charts, Character attitude poses, Clay sculpture

2. VISUAL DEVELOPMENT, SEQUENTIAL NARRATIVE & DIGITAL LAYOUT PAINTING

Animation- dialogue and design, Beat boards and character sketches Storyboard pitches, Exterior study with painting (outdoors), effect of light on mood, layout with vertical panning, layout with horizontal panning, BG layout with color of interior. Multi-plane layout, Layout package, and labeling, Case Study of movies – Study the layouts & style of the following movies. Introduction to advanced concept art. Create television storyboards & sequences of feature storyboards using professional terminology & templates.

3. 2D APPLICATIONS

Introduction and Workflow Theory, Paperless Drawings and Color Management, Use of Camera and Pegs, Symbol Based Animation.

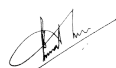
PHOTOSHOP - Horizontal Pans and Working with Underlay and Overlays, TOONBOOM ANIMATE PRO - Camera moves & Compositing effects, Introduction to Cut-Out Animation, Cut-Out character break-down and rigging & Cut-Out animating, FLASH - Motion Twins and Shape Twins & 3D Transformation - Inverse Kinematics

4. 3D MODELING & RIGGING, ANIMATION & LEICA REEL

Introduction to Maya and 3ds max. 3D Modeling Interface, use of mouse and keyboard, basic tools to be used in creating polygonal shapes and models. Descriptions of polygons, and the elements that make up a polygon in Maya, such as vertices, edges, faces, and UVs. Overview of file keeping, saving files and workspace views. Moving, scaling, rotating and placement of objects in the 3D environment. 3D character modeling, environment modeling, fur, hair, Flag stimulation, Character Rigging, Texturing, Lighting, Rendering.

SUGGESTED READING

1. Dream Worlds: Production Design for Animation by Don Hahn



Dr. S. K. Mathew
H.O.D Applied Arts &
Animation
RMT University, Gwl

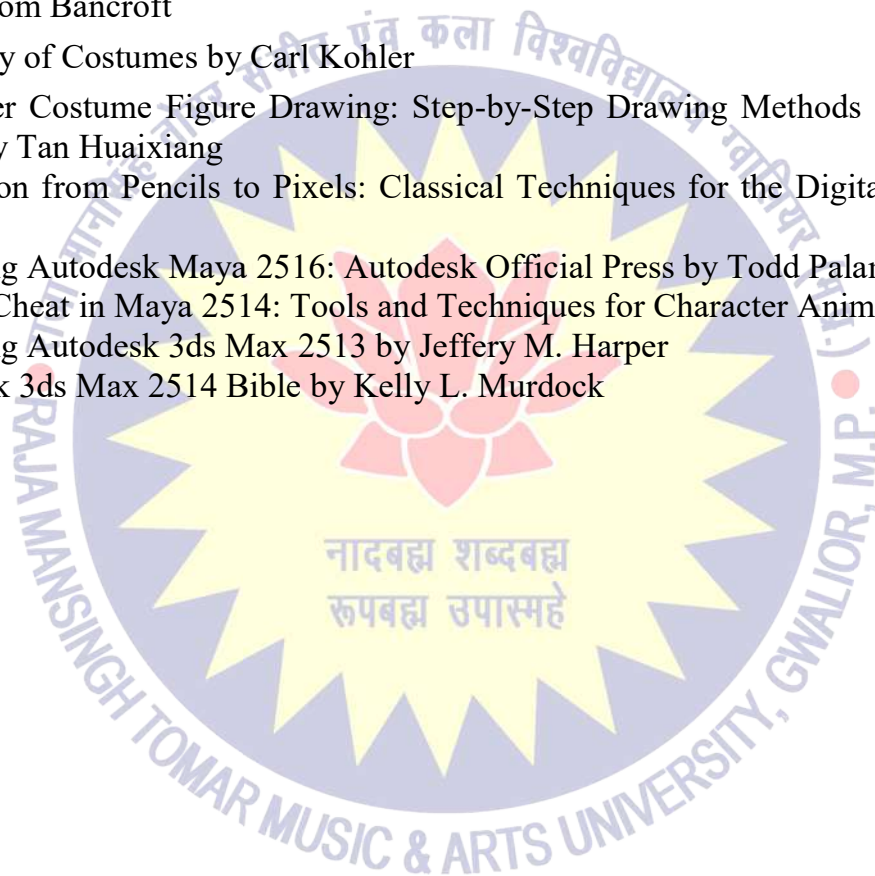


Dr. Gauri Shankar Chauhan
Assistant Professor Fine Arts &
Music Department
DDU Gorakhpur University,
Gorakhpur



Dr. Sonali Jain
Principal
Rahini College of Art &
Design, Mhow, Indore

2. Setting the Scene: The Art & Evolution of Animation Layout
3. Layout & Composition for Animation by Ed Ghertner
4. How to write for animation by Jeffrey Scott
5. Digital Modeling by William Vaughan
6. Maya Character Creation: Modeling and Animation Controls by Chris Maraffi
7. Rig it Right! Maya Animation Rigging Concepts by Tina O'Hailey
8. Character Design from the Ground Up: Make Your Sketches Come to Life by Kevin Crossley
9. Creating Characters with Personality: For Film, TV, Animation, Video Games, and Graphic Novels by Tom Bancroft
10. A History of Costumes by Carl Kohler
11. Character Costume Figure Drawing: Step-by-Step Drawing Methods for Theatre Costume Designers by Tan Huaixiang
12. Animation from Pencils to Pixels: Classical Techniques for the Digital Animator by Tony White
13. Mastering Autodesk Maya 2016: Autodesk Official Press by Todd Palamar
14. How to Cheat in Maya 2014: Tools and Techniques for Character Animation by Kenny Roy
15. Mastering Autodesk 3ds Max 2013 by Jeffery M. Harper
16. Autodesk 3ds Max 2014 Bible by Kelly L. Murdock



Dr. S. K. Mathew
H.O.D Applied Arts &
Animation
RMT University, Gwl

Dr. Gauri Shankar Chauhan
Assistant Professor Fine Arts &
Music Department
DDU Gorakhpur University,
Gorakhpur

Dr. Sonali Jain
Principal
Rahini College of Art &
Design, Mhow, Indore

B.F.A. IInd Year (Animation) – Syllabus – Acting for Animation – Paper – II

UNIT - I

History of Acting

UNIT - II

Stage Actor Versus Animator, Illusion of life vs. Moving Illustration.

UNIT - III

Seven Essentials Acting Principles, Animation Dialogue

UNIT - IV

Movement & Body Language. Importance of Body Language.

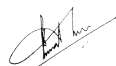
UNIT – V

Character Tempo & Rhythm

SUGGESTED READING

Acting for Animation by Ed Hooks

नादबद्ध शब्दबद्ध
रूपबद्ध उपास्महे



Dr. S. K. Mathew
H.O.D Applied Arts &
Animation
RMT University, Gwl



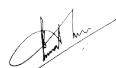
Dr. Gauri Shankar Chauhan
Assistant Professor Fine Arts &
Music Department
DDU Gorakhpur University,
Gorakhpur



Dr. Sonali Jain
Principal
Rahini College of Art &
Design, Mhow, Indore

B.F.A. IVth Year (ANIMATION) - SCHEME

| Paper | Time (In Hours) | Size | Ext. Marks | Midterm/CCE | Total |
|---|--------------------|--|---------------|-------------|-------|
| THEORY (SUBJECT) | | | | | |
| 1. History of Art / Aesthetics | 03 | -- | 75 | 25 | 100 |
| 2. VISUAL EFFECTS, DIGITAL COMPOSITING MOTION CAPTURE | 03 | -- | 75 | 25 | 100 |
| PRACTICAL | | | | | |
| 1. STOP MOTION SET & CHARACTER DESIGN | 18 | ½ & Full Imperial | 75 | 25 | 100 |
| 2. STOP MOTION ANIMATION | 18 | नादबद्ध शब्दबद्ध रूपबद्ध उपास्महे | 75 | 25 | 100 |
| 3. VISUAL EFFECTS | 18 | | 75 | 25 | 100 |
| 4. PROJECT 3D SHORT FILM PROJECT | 12 | 50 Pages (minimum) A4 Size & Show reel | 75 | 25 | 100 |
| TOTAL | | | | | 600 |



Dr. S. K. Mathew
H.O.D Applied Arts &
Animation
RMT University, Gwl



Dr. Gauri Shankar Chauhan
Assistant Professor Fine Arts &
Music Department
DDU Gorakhpur University,
Gorakhpur



Dr. Sonali Jain
Principal
Rahini College of Art &
Design, Mhow, Indore

B.F.A. IVth Year (ANIMATION) - Practical

1. STOP MOTION SET & CHARACTER DESIGN

Types of stop motion animation, set creation for different types of stop motion, character construction for stop motion. Camera and light set up.

2. STOP MOTION ANIMATION

Make a short film in various type of stop motion animation.

3. VISUAL EFFECTS

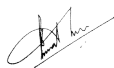
After Effects, Pf Track, Nuke, Fusion, Mocha, Real Flow

4. PROJECT 3D SHORT FILM PROJECT

Make a 3d animated short film using MAYA. VFX has to be used.

SUGGESTED READING

1. Nuke 101: Professional Compositing and Visual Effects by Ron Ganbar.
2. Creating Motion Graphics with After Effects: Essential and Advanced Techniques by Chris Meyer.
3. ADOBE AFTER EFFECTS CS6 Classroom in a Book by Adobe Creative Team.
4. Visual Effects and Compositing by John Gress.
5. Masters of FX: Behind the Scenes with Geniuses of Visual and Special Effects by Ian Failes.



Dr. S. K. Mathew
H.O.D Applied Arts &
Animation
RMT University, Gwl



Dr. Gauri Shankar Chauhan
Assistant Professor Fine Arts &
Music Department
DDU Gorakhpur University,
Gorakhpur



Dr. Sonali Jain
Principal
Rahini College of Art &
Design, Mhow, Indore

B.F.A. IVth Year (Animation) – Syllabus – VISUAL EFFECTS, DIGITAL COMPOSITING MOTION CAPTURE – Paper – II

UNIT - I

Intro to the Motion Picture/VFX Pipeline. What is movie making & VFX? Principles of motion picture & VFX. Origins of Visual Effects & VFX concepts. Structure of Digital Images –The Pixel, Grayscale Images, Colour Images & Four Channel Images. Different of Visual & Special effects, Image Resolution, Image Aspect Ratio, Pixel Aspect Ratio, Display Aspect Ratio, Bit Depth, Floating Point, Photographic Images vs. Graphics.

UNIT - II

The tools of Cinematography – The frame, the lens, light and colour, texture, movement, establishing, point of view. Shooting methods – What is cinematic, the frame, cinema as a language, master seen method, coverage, overlapping or triple take method, free form method

UNIT - III

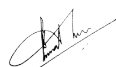
Cinematic Continuity – Shooting for editing, Types of continuity, The prime directive, screen direction, issues in continuity, types of cuts – Content cut, action cut, POV cut, Match cut, conceptual cut, zero cut .Camera Movement – Types of moves, Moving shots, camera mounting, the crab dolly, cranes, car shots, aerial shots, other types of camera mounts

UNIT - IV

Rotoscoping, Motion Tracking & 2D Match moving – The golden rules of roto, Types of 2D motion tracking, comparing good & bad tracking targets & 2D motion tracking applications. How 3D CGI is created & its applications. 3D motion tracking & its applications.

UNIT - V

Compositing –Compositing Applications, Layer Based Compositors, Nodal Based Compositors, Keyer Types & Concepts. Different between live action & CGI. What is Blue screen & Green screen? & their use in VFX. Methods of warping & morphing



Dr. S. K. Mathew
H.O.D Applied Arts &
Animation
RMT University, Gwl



Dr. Gauri Shankar Chauhan
Assistant Professor Fine Arts &
Music Department
DDU Gorakhpur University,
Gorakhpur



Dr. Sonali Jain
Principal
Rahini College of Art &
Design, Mhow, Indore